

Shortwave Antenna Kit

Model: **SW-1**

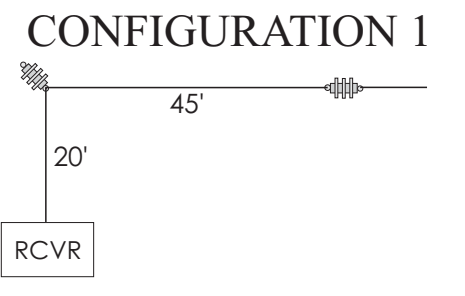
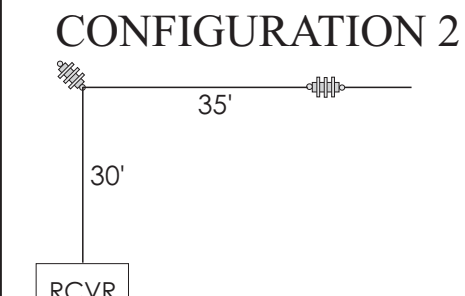
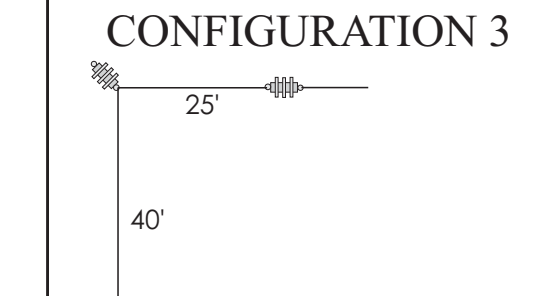
Optimized for 2-30MHz

Kit consists of the following:

65 feet #14AWG hard drawn copper wire

25 feet 3/32" black dacron rope

2 plastic end insulators

CONFIGURATION 1	CONFIGURATION 2	CONFIGURATION 3
		
2-4MHz Medium Angle 4-5MHz Medium/High Angle 5-10MHz High Angle 10-15MHz Medium/High Angle 15-22MHz Medium Angle 22-30MHz Low Angle	2-5MHz Low Angle 5-6MHz Medium Angle 6-9MHz High Angle 9-15MHz Medium Angle 15-23MHz Low Angle 23-30MHz Low/Medium Angle	2-8MHz Low/Medium Angle 8-13MHz Medium Angle 13-15MHz Low Angle 15-20MHz Low/High Angle 20-25MHz Low/Medium Angle 25-30MHz Medium Angle

Low Angle is usually best for DX reception

Low angle is 0-30 degrees

Medium Angle is 30-60 degrees

High Angle is 60-90 degrees

Bob Morton VE3BFM / NI1W

Phone: (705) 435-2819

Fax: (705) 435-2996

Box 1471

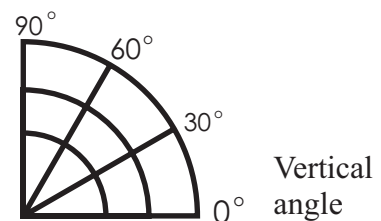
Everett, Ontario
L0M 1J0 Canada

SW-1-116

info@mapleleafcom.com



<http://www.mapleleafcom.com>



Custom Antenna Designs
for All Frequencies for
VLF, LF, HF, VHF, UHF, & SHF